









## SACRAMENTO



**Référence** SACRAMENTO 3  
**Couleur** Vert  
**Dimensions** H ± 295-300 CM (± 116-118 IN)  
Grande hauteur  
**Raccord** Br/L/W ± 65 - 67 CM (± 25.6 - 26.4 IN)  
H ± 60 CM (± 23.6 IN)  
**Composition** 60% PL - 40% LI  
**Poids** ± 385 gr/m  
**Non Feu** Non  
**Entretien**        
**Collection** delta  
**Utilisation** Rideau