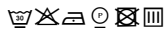









## CHOPIN



**Référence** CHOPIN 6C  
**Couleur** Naturel  
**Dimensions** H ± 305 CM (± 120 IN)  
Grande hauteur  
**Composition** 80% PL - 20% LI  
**Poids** ± 366 gr/m  
**Non Feu** Non  
**Entretien**        
**Collection** Romance  
**Utilisation** Rideau