










## LISBOA



**Reference** LISBOA 6  
**Colour** Natural  
**Dimensions** H  $\pm$  300 - 305 CM ( $\pm$  118 - 120 IN)  
Width shown railroaded  
**Composition** 100% LI  
**Weight**  $\pm$  499 gr/m  
**Flame retardant** No  
**Care code**        
**Use** Curtains