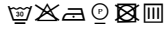









## CHOPIN



**Reference** CHOPIN 6A  
**Colour** Natural  
**Dimensions** H  $\pm$  305 CM ( $\pm$  120 IN)  
Width shown railroaded  
**Composition** 80% PL - 20% LI  
**Weight**  $\pm$  366 gr/m  
**Flame retardant** No  
**Care code**        
**Collection** Romance  
**Use** Curtains